

Egyptian Treasures

art of the pharaohs

This worksheet is to be used with Project Pull-out 39, which is found in the November 2009 issue of DMAG. You'll need to do a little detective work and read this Project Pull-out carefully to be able to complete your mission ... which is to do these activities!



© Kunsthistorisches Museum, Vienna

A sense of proportion

Read the captions and look at the pictures on pages 52-54 of DMAG. Locate the five items shown above. Now match each picture to its description by writing the letter, A, B, C, D or E below:

- A piece of gold jewellery – picture _____
- A pectoral – picture _____
- A stele – picture _____
- Part of a mummy's coffin – picture _____
- A sphinx – picture _____

The images shown on this page are not in proportion to each other. In real life they might be bigger or smaller. It is hard to tell their real size as the images have been re-sized. Think about what size these things might be in real life.

The captions in DMAG will give you clues. Discuss with a partner:

- What is it?
- What was its purpose?
- Where would it have been found?
- What was it made from?
- How heavy would it be?

Now rank the five objects according to size. You don't know for sure but you can estimate the size based on the clues. Write '1' next to the smallest object and '5' next to the largest.

Did you know?

When something is shown "to scale" it means that it's shown in proportion. If it's shown at a scale of 1:1 it means that it's shown at exactly the same size that it is in real life. You could not show a person at a scale of 1:1 in DMAG but you might be able to show small items like coins and rings at this scale.

See the real treasures!

The *Egyptian Treasures: art of the pharaohs* exhibition is now on at the Australian Museum in Sydney. It closes 6/12/09. To book call 02 9320 6163 or see www.australianmuseum.net.au.



Bonus Points for exhibition visitors:

- If you're able to visit the *Egyptian Treasures: art of the pharaohs* exhibition at the Australian Museum you can try for these bonus points:
- 1) Find and locate in the exhibition the five items pictured above.
 - 2) Draw two of the items to scale at their real size. Are the two items you're drawing the ones you ranked as 1 and 2 above? Hopefully!



Egyptian Treasures

art of the pharaohs

Draw like an Egyptian

Your task: to recreate the drawing below in the space to the right – just like the ancient Egyptians did. Follow these steps:

- 1) Count how many rows there are in the grid: _____
- 2) Count how many columns there are in the grid: _____
- 3) Using a ruler, measure the height of the large rectangle: _____
- 4) Using a ruler, measure the width of the large rectangle: _____
- 5) Divide the height (from 3) with the number of rows: _____
- 6) Measure and mark the rows along the height of the rectangle.
- 7) Divide the width (from 4) with the number of columns: _____
- 8) Measure and mark the columns along the width of the rectangle.
- 9) Now, with a lead pencil, draw in the grid.
- 10) For both rectangles, label the columns with letters along the top and labels the rows with numbers down the side starting with A1 in the top left hand corner. Now you can refer to each square in the grid with a coordinate.

So the content in A1 is this:  


Whereas the content in square C5 is this:

- 11) Work out the coordinates of these squares:



- 12) Using a pencil, copy the drawing in the small rectangle to the large rectangle. Concentrate on making each small square correct.

- 13) Go over your drawing in pen, then rub out all your grid lines. Your drawing is now complete!



Bonus Points Task 1) Read *DMAG* to find out what the various colours signified to the ancient Egyptians and look at this picture which is also on page 51 of *DMAG*.

Now colour in your picture using colours that ancient Egyptians might have used.

Bonus Points Task 2) Measure the height of the small rectangle. How does this compare to the height of the large rectangle? _____



About DMAG

These Student Work Sheets have been written by the staff at *DMAG* and sponsored by the Australian Museum. They may be reproduced for use in school classrooms. To subscribe to the magazine they refer to, call 1300 887 795 (Australia) or 612 8296 5413 (int.).